

**ALLIANCE**  
DOOR PRODUCTS



**WOOD DOORS**

IN-STOCK EXTERIOR & INTERIOR



**Simpson**<sup>®</sup>  
Door Company

## TABLE OF CONTENTS

<b>Exterior Doors</b> .....	<b>3-26</b>
Craftsman Collection .....	3
Simulated Divided Lites .....	9
UltraBlock® Technology .....	14
Mastermark® Collection .....	19
Bungalow Series® .....	19
Builder's Advantage® Series .....	20
Selects Series .....	20
Contemporary Collection .....	21
Traditional Exterior Doors .....	23
WaterBarrier® Technology .....	25
Exterior French & Sash Doors .....	25
<b>Interior Panel Doors</b> .....	<b>27-29</b>
Douglas Fir and Western Hemlock .....	27
Knotty Alder .....	29
Redi-Prime® .....	29
<b>Fire-Rated Panel Doors</b> .....	<b>31</b>
<b>Interior French Doors</b> .....	<b>32-34</b>
Douglas Fir and Western Hemlock .....	33
Knotty Alder .....	34
Redi-Prime .....	34
<b>Redi-Ship® Program</b> .....	<b>35-40</b>
<b>Care &amp; Finishing</b> .....	<b>41</b>
<b>Warranty</b> .....	<b>42</b>
<b>Special Order and Custom Doors</b> .....	<b>43</b>

## ALLIANCE DOOR PRODUCTS

Alliance Door Products is a major supplier of doors and millwork.

As a prominent wholesale distributor and door expert, Alliance Door Products takes pride in offering excellent products and services, including full pre-hanging and machining capabilities. We carry respected brands like Simpson and support them in the marketplace with stocking programs and outstanding customer service.

*At Alliance Door Products, we are true door and millwork people and we speak your language.*



## SIMPSON DOOR COMPANY

Simpson® Wood doors set your home apart. With thousands of standard choices and the capability to create one-of-a-kind custom doors, we have options to suit both your taste and pocketbook.

With handcrafted wood doors from over 100 different species and hundreds of glass styles we can provide an interior or exterior door you love. From room to room and inside to out, life goes through Simpson doors.



# CRAFTSMAN COLLECTION

## CRAFTSMAN COLLECTION | DOUGLAS FIR

Doors 1-3/4", 3'0" x 6'8"; Sidelites 1-3/4", 1'2" x 6'8" (unless otherwise noted)

3/4" flat panel and ovolo sticking with UltraBlock® technology and 5-year warranty



**6811**  
Clear IG



**6812 TDL**  
**36812 SDL**  
Clear IG



**6813 TDL**  
**36813 SDL**  
Clear IG  
Available with Beveled Glass



**6801**  
Clear IG



**6801 8'0"**  
Clear IG



**6802 TDL**  
**36802 SDL**  
Clear IG



**6802 8'0" TDL**  
**36802 8'0" SDL**  
Clear IG



**6803 TDL**  
**36803 SDL**  
Clear IG  
Available with Beveled Glass



**6803 8'0" TDL**  
**36803 8'0" SDL**  
Clear IG  
Available with Beveled Glass  
3'0" x 8'0"



**6861**  
with optional  
9540 dentil shelf  
Clear IG



**6862 TDL**  
**36862 SDL**  
Clear IG



**6863 TDL**  
**36863 SDL**  
Clear IG  
Available with Beveled Glass



**6801**  
with Angled Mutt  
Clear IG



**6802 TDL**  
**36802 SDL**  
with Angled Mutt  
Clear IG



**6803 TDL**  
**36803 SDL**  
with Angled Mutt  
Clear IG  
Available with Beveled Glass

7662 with optional Flat Panel, 7663 Sidelites and UltraBlock® Technology



## CRAFTSMAN COLLECTION | DOUGLAS FIR

Doors 1-3/4", 3'0" x 6'8"; Sidelites 1-3/4", 1'2" x 6'8" (unless otherwise noted)

3/4" flat panel and ovolo sticking with UltraBlock® technology and 5-year warranty



**6801**  
with Arched Rail  
Clear IG



**6802 TDL**  
**36802 SDL**  
with Arched Rail  
Clear IG



**6803 TDL**  
**36803 SDL**  
with Arched Rail  
Clear IG  
Available with  
Beveled Glass



**6175**  
Clear IG



**6170**  
**Sidelite**  
Clear IG  
Low-E  
Available in 1'2"

### Dentil Shelf Options



**9541**  
Large Tooth



**9540**  
Small Tooth



**9510**  
Large Tooth Sidelite Dentil

As viewed from exterior of home.

Please note that not all models are stocked at each branch. Alliance Door branches share inventory and use Simpson Door Redi-Ship® program for fast delivery.

IG = 3/4" Insulated Glass | TDL = True Divided Lite  
SDL = Simulated Divided Lite



# CRAFTSMAN COLLECTION

## CRAFTSMAN COLLECTION | DOUGLAS FIR

Doors 1-3/4", 3'0" x 6'8"; Sidelites 1-3/4", 1'2" x 6'8" (unless otherwise noted)

3/4" flat panel and ovolo sticking with UltraBlock® technology and 5-year warranty



**Four Square® I\*  
6951**  
Black Caming



**Four Square® II\*  
6961**  
Black Caming



**Four Square® II\* 8'0"  
6961**  
Black Caming  
3'0" x 8'0"



**Four Square® III\*  
6971**  
Black Caming



**Four Square® II\*  
6961**  
with Angled Mutt  
Black Caming



**Four Square® II\*  
6961**  
with Arched Rail  
Black Caming




**Four Square® I\* Sidelite  
6179**  
Black Caming



**Four Square®\* Sidelite  
6176**  
Black Caming



**Solano® I  
6851**  
Black Caming



**Solano® II  
6841**  
with optional 9541 dentil shelf  
Black Caming



**Solano® II 8'0"  
6841**  
Black Caming  
3'0" x 8'0"



**Solano® III  
6881**  
Black Caming



**Solano® II  
6841**  
with Angled Mutt  
Black Caming



**Solano® II  
6841**  
with Arched Rail  
Black Caming



**Solano® I Sidelites  
6174 6171**  
Black Caming Black Caming

\*As viewed from exterior of home.





23409

# CRAFTSMAN COLLECTION

## CRAFTSMAN COLLECTION | DOUGLAS FIR

Doors 1-3/4", 3'0" x 6'8"; Sidelites 1-3/4", 1'2" x 6'8" (unless otherwise noted)

3/4" flat panel and ovolo sticking with UltraBlock® technology and 5-year warranty



**Avondale® I**  
6852 TDL  
36852 SDL  
Black Caming



**Avondale® II**  
6842 TDL  
36842 SDL  
Black Caming



**Avondale® II 8'0"**  
6842 TDL  
36842 SDL  
Black Caming



**Avondale® III**  
6882 TDL  
36882 SDL  
Black Caming



**Avondale® II**  
6842 TDL  
36842 SDL  
with Angled Mutt  
Black Caming



**Avondale® II**  
6842 TDL  
36842 SDL  
with Arched Rail  
Black Caming



**Valencia™ I**  
6853 TDL  
36853 SDL  
Black Caming



**Valencia™ II**  
6843 TDL  
36843 SDL  
Black Caming



**Valencia™ II 8'0"**  
6843 TDL  
36843 SDL  
Black Caming  
3'0" x 8'0"



**Valencia™ III**  
6883 TDL  
36883 SDL  
Black Caming



**Valencia™ II**  
6843 TDL  
36843 SDL  
with Angled Mutt  
Black Caming



**Valencia™ II**  
6843 TDL  
36843 SDL  
with Arched Rail  
Black Caming



**Solano® I Sidelite**  
6174  
Black Caming



**Solano® Sidelite**  
6171  
Black Caming



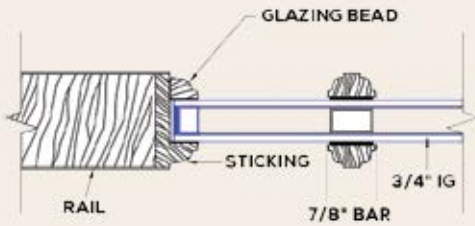
## DIVIDED LITE CONSTRUCTION

Simpson has been manufacturing divided lite doors for over a century and provides two basic construction types, Simulated Divided Lite (SDL) and True Divided Lite (TDL). Craftsman doors with decorative glass are now constructed with Simulated Divided Lites.

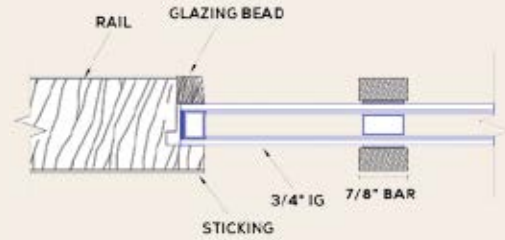
## SIMULATED DIVIDED LITE (SDL) FOR EXTERIOR DOORS

Features a single insulated glass unit (IG) with bars applied to the glass surface, providing the look of traditional True Divided Lites with improved performance. The 7/8" wide SDL bars allow more viewing area and the single glass unit improves energy efficiency.

SDL WITH IG IN OVOLO PROFILE



SDL WITH IG IN SHAKER PROFILE OPTION (call for quote)



# CRAFTSMAN COLLECTION

## CRAFTSMAN COLLECTION | DOUGLAS FIR

Doors 1-3/4", 3'0" x 6'8"; Sidelites 1-3/4", 1'2" x 6'8" (unless otherwise noted)

3/4" flat panel and ovolo sticking with UltraBlock® technology and 5-year warranty



**Holbrook™ I  
6831**  
Silver Caming



**Holbrook™ II  
6821**  
Silver Caming



**Holbrook™ II 8'0"  
6821**  
Silver Caming



**Holbrook™ III  
6871**  
Silver Caming



**Holbrook™ II  
6821**  
with Angled Mutt  
Silver Caming



**Holbrook™ II  
6821**  
with Arched Rail  
Silver Caming



**Cortez™ I  
6832 TDL  
36832 SDL**  
Silver Caming



**Cortez™ II  
6822 TDL  
36822 SDL**  
Silver Caming



**Cortez™ II 8'0"  
6822 TDL  
36822 SDL**  
Silver Caming



**Cortez™ III  
6872 TDL  
36872 SDL**  
with optional 9540 dentil shelf  
Silver Caming



**Cortez™ II  
6822 TDL  
36822 SDL**  
with Arched Rail  
Silver Caming



**Cortez™ II  
6822 TDL  
36822 SDL**  
with Angled Mutt  
Silver Caming



**Torrance® I  
6833 TDL  
36832 SDL**  
with optional 9541 dentil shelf  
Silver Caming



**Torrance® II  
6823 TDL  
36823 SDL**  
Silver Caming



**Torrance® II 8'0"  
6823 TDL  
36823 SDL**  
Silver Caming

## CRAFTSMAN COLLECTION | DOUGLAS FIR

Doors 1-3/4", 3'0" x 6'8"; Sidelites 1-3/4", 1'2" x 6'8" (unless otherwise noted)

3/4" flat panel and ovolo sticking with UltraBlock® technology and 5-year warranty



**Torrance® III**  
6873 TDL  
36873 SDL  
Silver Caming



**Torrance™ II**  
6823 TDL  
36823 SDL  
with Angled Mutt  
Silver Caming



**Torrance™ II**  
6823 TDL  
36823 SDL  
with Arched Rail and Silver Caming




**Holbrook™ I Sidelite**  
6173  
with optional 9510 dentil shelf  
Silver Caming



**Holbrook™ Sidelite**  
6172  
Silver Caming



**Ravenna™ I**  
6921  
Black Caming



**Ravenna™ II**  
6931  
Black Caming



**Ravenna™ II 8'0"**  
6931  
Black Caming



**Ravenna™ III**  
6941  
with optional 9541 dentil shelf  
Black Caming



**Ravenna™ II**  
6931  
with Angled Mutt  
Black Caming



**Ravenna™ II**  
6931  
with Arched Rail  
Black Caming



**Ravenna™ Sidelites**  
6177    6178  
Black Caming    Black Caming

### Dentil Shelf Options



**9541**  
Large Tooth



**9540**  
Small Tooth



**9510**  
Large Tooth Sidelite Dentil

Viewed from exterior of home.

Please note that not all models are stocked at each branch. Alliance Door branches share inventory and use Simpson Door Redi-Ship® program for fast delivery.

IG = 3/4" Insulated Glass | TDL = True Divided Lite | SDL = Simulated Divided Lite



# CRAFTSMAN COLLECTION

## CRAFTSMAN COLLECTION | DOUGLAS FIR

Doors 1-3/4", 3'0" x 6'8"; Sidelites 1-3/4", 1'2" x 6'8" (unless otherwise noted)

3/4" flat panel and ovolo sticking with UltraBlock® technology and 5-year warranty



**Talcott™ I**  
6922 TDL  
36922 SDL  
Black Caming



**Talcott™ II**  
6932 TDL  
36932 SDL  
Black Caming



**Talcott™ II 8'0"**  
6932 TDL  
36932 SDL  
Black Caming



**Talcott™ III**  
6942 TDL  
36942 SDL  
Black Caming



**Talcott™ II**  
6932 TDL  
36932 SDL  
with Arched Rail  
Black Caming



**Talcott™ II**  
6932 TDL  
36932 SDL  
with Angled Mutt  
Black Caming



**Palomar™ I**  
6923 TDL  
36923 SDL  
Black Caming



**Palomar™ II**  
6933 TDL  
36933 SDL  
Black Caming



**Palomar™ II 8'0"**  
6933 TDL  
36933 SDL  
Black Caming



**Palomar™ III**  
6943 TDL  
36943 SDL  
Black Caming



**Palomar™ II**  
6933 TDL  
36933 SDL  
with Angled Mutt  
Black Caming



**Palomar™ II**  
6933 TDL  
36933 SDL  
with Arched Rail  
Black Caming



**Ravenna™ Sidelites**  
6177                      6178  
Black Caming              Black Caming



**Scottsdale Cactus® I**  
6984  
Black Caming



**Scottsdale Cactus® II**  
6972  
Black Caming

## CRAFTSMAN COLLECTION | DOUGLAS FIR

Doors 1-3/4", 3'0" x 6'8"; Sidelites 1-3/4", 1'2" x 6'8" (unless otherwise noted)

3/4" flat panel and ovolo sticking with UltraBlock® technology and 5-year warranty



**Scottsdale Cactus® II 8'0"**  
**6972**  
Black Caming




**Scottsdale Cactus® III**  
**6982**  
Black Caming



**Scottsdale Cactus® II**  
**6972**  
with Angled Mutt  
Black Caming



**Scottsdale Cactus® II**  
**6972**  
with Arched Rail  
Black Caming



**Scottsdale Cactus® Sidelites**  
**6182**      **6185**  
Black Caming      Black Caming



**Northwest Garden® I**  
**6991**  
Black Caming



**Northwest Garden® II**  
**6992**  
Black Caming



**Northwest Garden® II 8'0"**  
**6992**  
Black Caming




**Northwest Garden® III**  
**6990**  
Black Caming



**Northwest Garden® II**  
**6992**  
with Angled Mutt  
Black Caming



**Northwest Garden® II**  
**6992**  
with Arched Rail  
Black Caming



**Northwest Garden® Sidelites**  
**6187**      **6186**  
Black Caming      Black Caming

### Dentil Shelf Options



**9541**  
Large Tooth



**9540**  
Small Tooth



**9510**  
Large Tooth Sidelite Dentil

Viewed from exterior of home.

Please note that not all models are stocked at each branch. Alliance Door branches share inventory and use Simpson Door Redi-Ship® program for fast delivery.

IG = 3/4" Insulated Glass | TDL = True Divided Lite | SDL = Simulated Divided Lite

## CRAFTSMAN COLLECTION | DOUGLAS FIR

Doors 1-3/4", 3'0" x 6'8"; Sidelites 1-3/4", 1'2" x 6'8" (unless otherwise noted)

3/4" flat panel and ovolo sticking with UltraBlock® technology and 5-year warranty



**California Poppy® I  
6980**  
Black Caming



**California Poppy® II  
6962**  
Black Caming



**California Poppy® II 8'0"  
6962**  
Black Caming



**California Poppy® III  
6983**  
Black Caming



**California Poppy® II  
6962**  
with Angled Mull  
Black Caming



**California Poppy® II  
6962**  
with Arched Rail  
Black Caming



**California Poppy® Sidelites  
6181**  
Black Caming



**6184**  
Black Caming

### Dentil Shelf Options



**9541**  
Large Tooth



**9540**  
Small Tooth



**9510**  
Large Tooth Sidelite Dentil

Viewed from exterior of home.


Please note that not all models are stocked at each branch. Alliance Door branches share inventory and use Simpson Door Redi-Ship® program for fast delivery.

IG = 3/4" Insulated Glass | TDL = True Divided Lite | SDL = Simulated Divided Lite

### ULTRABLOCK® TECHNOLOGY

UltraBlock technology, the Alliance Door Product standard for Exterior Collection doors, integrates a composite block into the bottom of the stiles, where water infiltration can occur. Our exclusive Weather Seal™ process provides additional protection against moisture penetrating the bottom of the door.

- Composite block material finger-jointed into the bottom of the stiles eliminates water infiltration
- Minimizes the possibility of stile and rail separation
- Eliminates bottom rail and lower stile decay
- Reduces buckling and swelling of bottom rail and lower stile components
- Improves warp resistance
- 5-year warranty





## CRAFTSMAN COLLECTION | KNOTTY ALDER

Doors 1-3/4", 3'0" x 6'8"; Sidelites 1-3/4", 1'2" x 6'8" (unless otherwise noted)

3/4" flat panel and ovolo sticking with UltraBlock® technology and 5-year warranty



**6801**  
Clear IG



**6802 TDL**  
**36802 SDL**  
Clear IG



**6803 TDL**  
**36803 SDL**  
Clear IG



**6170**  
Clear IG



**6175**  
Clear IG




**Four Square® II\***  
**6961**  
Black Caming




**Four Square® II\* Sidelites**  
**6176**      **6179**  
Black Caming      Black Caming



**Solano® II**  
**6841**  
Black Caming



**Avondale® II**  
**6842 TDL**  
**36842 SDL**  
Black Caming



**Valencia™ II**  
**6843 TDL**  
**36843 SDL**  
with optional 9541 dentil shelf  
Black Caming



**Solano® I Sidelites**  
**6171**      **6174**  
Black Caming      Black Caming



**Holbrook™ II**  
**6821**  
Silver Caming



**Cortez™ II**  
**6822 TDL**  
**36822 SDL**  
Silver Caming



**Torrance® II**  
**6823 TDL**  
**36823 SDL**  
Silver Caming



**Holbrook™ Sidelites**  
**6172**      **6173**  
Silver Caming      Silver Caming

\*As viewed from exterior of home.

# CRAFTSMAN COLLECTION

## CRAFTSMAN COLLECTION | KNOTTY ALDER

Doors 1-3/4", 3'0" x 6'8"; Sidelites 1-3/4", 1'2" x 6'8" (unless otherwise noted)

3/4" flat panel and ovolo sticking with UltraBlock® technology and 5-year warranty



**Ravenna™ II**  
**6931**  
Black Caming



**Talcott™ II**  
**6932 TDL**  
**36932 SDL**  
Black Caming



**Palomar™ II**  
**6933 TDL**  
**36933 SDL**  
Black Caming



**Ravenna™ Sidelites**  
**6177**      **6178**  
Black Caming      Black Caming



**Scottsdale Cactus™ II**  
**6972**  
with optional 9541 dentil shelf  
Black Caming



**Scottsdale Cactus™ Sidelites**  
**6182**      **6185**  
Black Caming      Black Caming



**Northwest Garden™ II**  
**6992**  
Black Caming



**Northwest Garden™ Sidelites**  
**6187**      **6186**  
Black Caming      Black Caming



**California Poppy™ II**  
**6962**  
Black Caming



**California Poppy™ Sidelites**  
**6181**      **6184**  
Black Caming      Black Caming

### Dentil Shelf Options




**9541**  
Knotty Alder Large Tooth

Viewed from exterior of home.

Please note that not all models are stocked at each branch. Alliance Door branches share inventory and use Simpson Door Redi-Ship® program for fast delivery.

IG = 3/4" Insulated Glass | TDL = True Divided Lite | SDL = Simulated Divided Lite







## MASTERMARK® COLLECTION

Doors are 1-3/4", 3'0" x 6'8"; Sidelites 1-3/4", 1'2" x 6'8" (unless otherwise noted)

1-7/16" Innerbond® double hip-raised panel and ovolo sticking with UltraBlock® technology and 5-year warranty.

Offered in Douglas Fir or as noted.



**Pamplona®\***  
6420 with 6421 Sidelite  
Black Caming



**Venetia®**  
6424 with 6425 Sidelite  
Black Caming



**Venetia® 8'0"**  
6424  
Black Caming  
3'0" x 8'0"



**Bellaire®**  
7598 with 7599 Sidelite  
Beveled IG



**Catalina II**  
7594 with 7595 Sidelite  
Beveled IG



**Tudor II**  
4041  
Operable Speaking Port

## BUNGALOW SERIES®

Doors are 1-3/4", 3'0" x 6'8"; Sidelites 1-3/4", 1'2" x 6'8"

Traditional v-groove panels with UltraBlock® technology and 5-year warranty. Offered in Douglas Fir unless otherwise noted.



**7218**  
with 7219 Sidelite  
Clear IG



**7228**  
Clear IG



**7324**

\*As viewed from exterior of home.

Please note that not all models are stocked at each branch. Alliance Door branches share inventory and use Simpson Door Redi-Ship® program for fast delivery.

## BUILDER'S ADVANTAGE® SERIES

Doors are 1-3/4", 3'0" x 6'8"; Sidelites 1-3/4", 1'2" x 6'8" (unless otherwise noted)

3/4" flat panel and ovolo sticking with UltraBlock® technology, 3/4" insulated glass and 5-year warranty. Offered in Douglas Fir or as noted.



**Greenwich®**  
**6356 with 6347 Sidelite**  
Black Caming

**Greenwich® 8'0"**  
**6356 with 6347 Sidelite**  
Black Caming  
3'0" x 8'0" and 1'2" x 8'0"

**Scarborough®**  
**6316**  
Black Caming

**Portsmouth®**  
**6366**  
Black Caming

**Exeter®**  
**6574**  
Silver Caming

## SELECTS SERIES

Doors are 1-3/4", 3'0" x 6'8"; Sidelites 1-3/4", 1'2" x 6'8" (unless otherwise noted)

1-1/4" Innerbond® double hip-raised panel and ovolo sticking with UltraBlock® technology, 5/8" insulated glass and 5-year warranty.

Offered in Douglas Fir or as noted.



**Venetia® II**  
**4234 with 4235 Sidelite**  
Black Caming

**St. Tropez II**  
**4232 with 4233 Sidelite**  
Black Caming

**4226**  
Clear IG

**4228**  
Beveled IG

**4246**  
Clear IG



**Venetia® IV**  
**4245**  
Black Caming



**St. Tropez IV**  
**4243**  
Black Caming

4244 Venetia® IV | Douglas Fir







## CONTEMPORARY COLLECTION

Doors are 1-3/4", 3'0" x 6'8" (unless otherwise noted)

Offered in Douglas Fir with UltraBlock® technology and 5-year warranty.



**7404**  
Shaker sticking  
Clear IG



**7404**  
Shaker sticking  
Satin Etch IG



**7404 - 8'0"**  
Shaker sticking  
Clear IG



**7404 - 8'0"**  
Shaker sticking  
Satin Etch IG  
3'0" x 7'0" and 3'0" x 8'0"



**7405**  
Shaker sticking  
Clear IG



**7405**  
Shaker sticking  
Satin Etch IG



**7405 - 8'0"**  
Shaker sticking  
Clear IG



**7405 - 8'0"**  
Shaker sticking  
Satin Etch IG

Viewed from exterior of home.

Please note that not all models are stocked at each branch. Alliance Door branches share inventory and use Simpson Door Redi-Ship® program for fast delivery.

# CONTEMPORARY COLLECTION



**7406**  
Shaker sticking  
Clear IG



**7406**  
Shaker sticking  
Satin Etch IG




**7406 - 8'0"**  
Shaker sticking  
Clear IG



**7406 - 8'0"**  
Shaker sticking  
Satin Etch IG



**7409**  
Shaker sticking  
Clear IG





## TRADITIONAL EXTERIOR DOORS | DOUGLAS FIR AND WESTERN HEMLOCK

Doors are 1-3/4", 3'0" x 6'8" and offered in Douglas Fir unless otherwise noted.



**7130**  
1-7/16" RP with UltraBlock® technology  
2'8" & 3'0"



**7344**  
1-7/16" RP with UltraBlock® technology  
Available with standard or wide stiles



**37120**  
1-7/16" RP with UltraBlock® technology



**2130**  
3/4" RP  
Douglas Fir and Western Hemlock  
2'8" & 3'0"



**2044**  
3/4" RP  
Douglas Fir and Western Hemlock  
2'8" & 3'0"



**465**  
1-1/4" RP  
Western Hemlock  
2'8" & 3'0"  
Available standard or wide stiles



**7282**  
3/4" FP with UltraBlock® technology  
Douglas Fir



**70760**  
3/4" Shaker  
Douglas Fir and Western Hemlock  
with UltraBlock® technology  
2'8" & 3'0"



**70782**  
3/4" Shaker  
Western Hemlock  
Available standard or wide stiles



**7230**  
3/4" FP with UltraBlock® technology

## TRADITIONAL EXTERIOR DOORS | KNOTTY ALDER

Doors are 1-3/4", 3'0" x 6'8" and offered in Knotty Alder. \*Knotty Alder 7282 and 7465 in 8'0" height available through Redi-Ship®.



**7282**  
3/4" FP with UltraBlock® technology  
Knotty Alder



**7282\***  
Knotty Alder  
Wide (5½") stiles standard



**7465\***  
Knotty Alder  
Wide (5½") stiles standard

SHAKER = Flat Panel with Square Sticking  
IG = 3/4" Insulated Glass  
FP = Flat Panel with Ovolo Sticking  
RP = Innerbond® Double Hip-Raised Panel  
with Ovolo Sticking







7002 with WaterBarrier® and UltraBlock® technologies

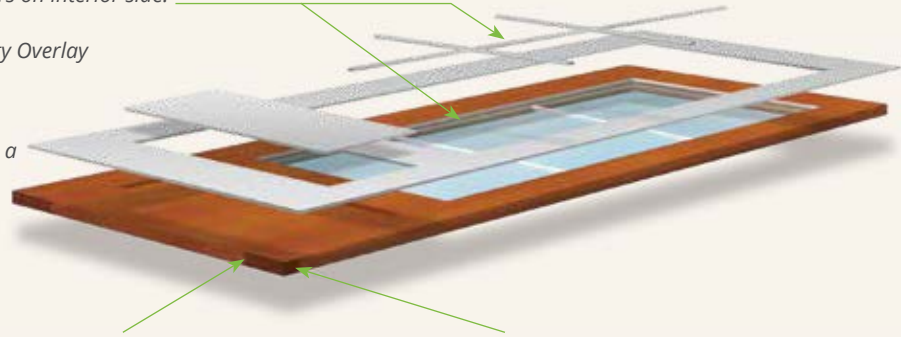
## WATERBARRIER® TECHNOLOGY (Patent Pending)

WaterBarrier combines a medium density overlay (MDO) over the exterior surface of the door with PVC glazing beads for an exterior that's not only resistant to moisture, but provides a beautiful surface for paint. And when combined with any wood species on the inside, you can match your interior woodwork and keep the warmth and natural beauty that wood provides.

*Water-resistant glazing bead and SDL bars on exterior side. Wood bars on interior side.*

*Primed Medium Density Overlay for flat surfaces.*

*Innerbond® double hip-raised panels have a water-resistant primer*



### Weather Seal™ Process

*Entire stile & rail joints coated and bonded to decrease the possibility of water infiltration.*

### UltraBlock® Technology

*Composite block material finger-jointed into the bottom of the stiles.*

## EXTERIOR FRENCH & SASH DOORS

Doors are 1-3/4", 6'8" height and offered in Douglas Fir unless otherwise noted.



**7002**  
WaterBarrier® and  
UltraBlock® technology  
Low-E  
2'6", 2'8", 2'10", 3'0"



**37010 SDL**  
WaterBarrier® and  
UltraBlock® technology  
Low-E  
2'6", 2'8", 3'0"



**37015 SDL**  
WaterBarrier® and  
UltraBlock® technology  
Low-E  
2'8" & 3'0"



**7002**  
UltraBlock® technology  
Low-E  
2'6", 2'8", 2'10", 3'0" and  
3'0" x 8'0"



**7002**  
Knotty Alder  
UltraBlock® technology  
Low-E  
2'8" & 3'0"



**7002**  
Clear IG  
2'6", 2'8", 2'10", 3'0" and  
3'0" x 7'0"



**7002**  
Clear IG  
3'0" x 8'0"



**7701**  
Low-E  
1'2"

# EXTERIOR FRENCH & SASH DOORS

## EXTERIOR FRENCH & SASH DOORS

Doors 1-3/4", 6'8" height with UltraBlock® technology, Sidelites 1-3/4", 1'2" x 6'8" and offered in Douglas Fir unless otherwise noted.



**7037**  
Low-E  
2'6", 2'8", 2'10", 3'0"  
Clear IG  
No UltraBlock®  
3'0" x 7'0"



**37010 SDL**  
Low-E  
2'6", 2'8", 3'0"



**37015 SDL**  
Low-E  
2'6", 2'8", 3'0"



**37105 SDL**  
Low-E  
2'8", 3'0"



**37705 SDL**  
**Sidelite**  
Low-E  
1'2"



**37109 SDL**  
Low-E  
2'6" & 3'0"



**7008**  
3/4" FP  
Low-E  
2'8" & 3'0"



**7081 FP**  
3/4" FP  
Low-E  
2'8" & 3'0"



**7081 RP**  
1-7/16" RP  
Low-E  
2'8" & 3'0"



**7044**  
1-7/16" RP  
Low-E  
2'8" & 3'0"



**7702**  
**Sidelite**  
1-7/16" RP  
Low-E  
1'2"



**37944 SDL**  
1-7/16" RP  
2'8", 3'0"



**37703**  
**Sidelite**  
1-7/16" RP  
Low-E  
1'2"



**7664**  
1-7/16" RP  
Clear IG  
3'0"



**7662**  
1-7/16" RP  
Clear IG  
3'0"



**7663**  
**Sidelite**  
1-7/16" RP  
Clear IG  
1'2"



**7662**  
1-7/16" RP  
Clear IG  
3'0"



**7663**  
**Sidelite**  
1-7/16" RP  
Clear IG  
1'2" x 8'0"



**7860**  
1-7/16" RP  
Clear IG and  
Beveled IG  
3'0"



**7260**  
**Sidelite**  
1-7/16" RP  
Clear IG and  
Beveled IG  
3'0"



**7662**  
1-7/16" RP  
Knotty Alder  
3'0"



**6170**  
**Sidelite**  
Clear IG  
Knotty Alder  
1'2"



**7662-S**  
Special Layout  
Clear IG  
3/4" FP with Shaker  
Sticking and 1-5/8"  
Shaker Muntin Bars,  
Knotty Alder, Low-E,  
3'0"

IG = 3/4" Insulated Glass | Low-E = 3/4" IG w/Low-E | SDL = Simulated Divided Lite  
FP = Flat Panel with Ovolo Sticking  
RP = Innerbond® Double Hip-Raised Panel with Ovolo Sticking



## INTERIOR PANEL DOORS | DOUGLAS FIR AND WESTERN HEMLOCK

Doors are 1-3/8", 6'8" height and offered in Douglas Fir and Western Hemlock unless otherwise noted.



**82 RP**  
(in stock Fir only)



**465 RP**  
Fir  
Hemlock



**44 RP**



**55 RP**  
(in stock Fir only)



**66 RP**



**20 FP**  
Ovolo Sticking  
(in stock Fir only)



**82 FP**  
Ovolo Sticking  
(in stock Fir only)



**30 FP**  
Ovolo Sticking  
(in stock Fir only)



**720 SHAKER**  
(in stock Fir only)



**782 SHAKER**



**730 SHAKER**



**760 SHAKER**



**762 SHAKER**  
(in stock Fir only)



**755 SHAKER**



**43 RP Bifold**



**63 RP Bifold**



**45 RP Bifold**



**21 FP Bifold**  
Ovolo Sticking  
(in stock Fir only)



**43 FP Bifold**  
Ovolo Sticking  
(in stock Fir only)



**701 Shaker Bifold**  
(in stock Fir only)



**700 Shaker Bifold**



**702 Shaker Bifold**



**705 Shaker Bifold**  
(in stock Hemlock only)

### SIZES IN STOCK

▲ = 1'6", 1'8", 1'10", 2'0", 2'2", 2'4", 2'6", 2'8", 2'10", 3'0"

■ = 1'6", 2'0", 2'4", 2'6", 2'8", 3'0"

● = 2'0", 2'6", 3'0"

Please note that not all models are stocked at each branch.

INTERIOR PANEL DOORS



## INTERIOR PANEL DOORS | KNOTTY ALDER

Doors are 1-3/8", 6'8" height and offered in Knotty Alder.



82 RP ■ 465 RP ■ 782 Shaker ■ 760 Shaker ■ 43 RP Bifold ● 45 RP Bifold ● 700 Shaker Bifold ● 702 Shaker Bifold ●

## INTERIOR PANEL DOORS | REDI-PRIME®

Doors are 1-3/8", 6'8" height and offered primed and ready to paint. Redi-Prime® interior French, panel and bifold doors give you classic stile and rail construction in a wide variety of standard designs. Primed and ready to paint, these doors will not shrink, split or warp.



8720 Shaker ▲ 8782 Shaker ▲ 8782 Shaker 8'0" ☆ 8730 Shaker ■ 8760 Shaker ▲ 8755 Shaker ▲ 8701 Shaker Bifold ● 8702 Shaker Bifold ●



8700 Shaker Bifold ● 8705 Shaker Bifold ● 8020 FP ▲ 8082 FP ■ 8030 FP ■ 8055 FP ▲ 8021 FP Bifold ● 8043 FP Bifold ●

### SIZES IN STOCK

▲ = 1'6", 1'8", 1'10", 2'0", 2'2", 2'4", 2'6", 2'8", 2'10", 3'0"

☆ = 2'0", 2'4", 2'6", 2'8", 3'0"

■ = 1'6", 2'0", 2'4", 2'6", 2'8", 3'0"

● = 2'0", 2'6", 3'0"

Please note that not all models are stocked at each branch.


SHAKER = 3/8" Flat Panel with Square Sticking

FP = 3/8" Flat Panel with Ovolo Sticking

RP = 3/4" Double Hip-Raised Panel with Ovolo Sticking



# SIMPSON DOOR



## FIRE-RATED PANEL DOORS | 20-MINUTE | DOUGLAS FIR AND WESTERN HEMLOCK

Doors are 1-3/4", 2'8" and 3'0" x 6'8" and offered in the wood species as indicated. (UltraBlock® not available with Fire Doors.)



**9220 FP**  
Douglas Fir  
Ovolo Sticking



**9220 RP**  
Douglas Fir  
and Western Hemlock



**9282 RP**  
Douglas Fir  
and Western Hemlock  
3'0"



**9265 RP**  
Douglas Fir  
and Western Hemlock



**9244 RP**  
Douglas Fir  
and Western Hemlock



**9255 RP**  
Douglas Fir



**9266 RP**  
Douglas Fir and Western Hemlock



**9320 Shaker**  
Douglas Fir



**9382 Shaker**  
Douglas Fir and  
Western Hemlock



**9330 Shaker**  
Douglas Fir  
3'0" x 6'8"



**9360 Shaker**  
Douglas Fir and  
Western Hemlock



**9355 Shaker**  
Douglas Fir and  
Western Hemlock

## FIRE-RATED PANEL DOORS | 20-MINUTE | KNOTTY ALDER

Doors are 1-3/4", 2'8" and 3'0" x 6'8" and offered in the wood species as indicated.



**9282 FP**  
Knotty Alder  
Ovolo Sticking



**9265 RP**  
Knotty Alder



**9382 Shaker**  
Knotty Alder



**9360 Shaker**  
Knotty Alder



# INTERIOR FRENCH DOORS





# INTERIOR FRENCH DOORS

## INTERIOR FRENCH DOORS | DOUGLAS FIR AND WESTERN HEMLOCK

Doors are 1-3/8", 6'8" height with ovolo sticking and offered in Douglas Fir and Western Hemlock unless otherwise noted.



**1501 Ovolo**  
Clear Glass  
1-3/4" available in 2'6", 2'8", 3'0",  
and 3'0" x 8'0"

**1501 Shaker | Quirk Bead** ★  
Clear Glass  
(in stock Fir only)



**1501 Ovolo** ★  
with narrow reed

**1501 Shaker | Quirk Bead** ★  
with narrow reed  
(in stock Fir only)



**1501 Ovolo** ★  
with rain

**1501 Shaker | Quirk Bead** ★  
with rain  
(in stock Fir only)



**1501 Ovolo** ★  
with satin etch

**1501 Shaker | Quirk Bead** ★  
with satin etch  
(in stock Fir only)



**1501 Ovolo** ★  
with seedy baroque

**1501 Shaker | Quirk Bead** ★  
with seedy baroque  
(in stock Fir only)



**1501 Ovolo** ★  
with MIRROR (one or two sided)

**1501 Shaker | Quirk Bead** ★  
with MIRROR (one or two sided)  
(in stock Fir only)



**1501 Shaker | Quirk Bead** →  
Pantry  
(in stock Fir only)



**1310** ★



**1315** ◆  
(in stock Fir only)



**1501 WLO** ◆  
Clear Glass  
(in stock Fir only)  
1-3/4" available in 2'6", 2'8", 3'0",  
3'0" x 7'0"

1501 with Seedy Baroque Glass | Western Hemlock



### SIZES IN STOCK

★ = 2'0", 2'4", 2'6", 2'8", 3'0"

→ = 2'0", 2'4", 2'6"

◆ = 2'6", 2'8", 3'0"

Please note that not all models are stocked at each branch.

# INTERIOR FRENCH DOORS

## INTERIOR FRENCH DOORS | KNOTTY ALDER

Doors are 1-3/8", 6'8" height and offered in Knotty Alder.



1501 Ovolo  
1501 Shaker | Quirk Bead  
with clear



★ 1501 Ovolo  
★ 1501 Shaker | Quirk Bead  
with narrow reed



★ 1501 Ovolo  
★ 1501 Shaker | Quirk Bead  
with rain



★ 1501 Ovolo  
★ 1501 Shaker | Quirk Bead  
with satin etch



★ 1501 Ovolo  
★ 1501 Shaker | Quirk Bead  
with seedy baroque



1501 Ovolo  
1501 Shaker | Quirk Bead  
with MIRROR (one or two sided)



★ 1501 Shaker | Quirk Bead  
★ Pantry

### SIZES IN STOCK

★ = 2'0", 2'4", 2'6", 2'8", 3'0"

➔ = 2'0", 2'4", 2'6"

◆ = 2'6", 2'8", 3'0"

Please note that not all models are stocked at each branch.



Quirk Bead interior French Doors 1501 Shaker and 8001 Shaker feature a Quirk glazing bead creating a thin shadow line for a contemporary look.



## INTERIOR FRENCH DOORS | REDI-PRIME®

Doors are 1-3/8", 6'8" height with ovolo sticking and offered primed and ready to paint.



8010  
Clear Glass



8012 12-Lite 8'0" ★



8001 Ovolo  
8001 Shaker | Quirk Bead  
Clear, narrow reed, rain, satin etch, seedy baroque or mirror (one or two sided)  
Also available in 8'0"



★ 1501 Shaker | Quirk Bead  
★ Pantry



501 8'0" OPEN Ovolo  
Clear, narrow reed, rain, satin etch, seedy baroque or mirror (one or two sided) and Pantry





- Simpson Redi-Ship® doors are "almost in stock," available to you in 2-3 weeks.
- Redi-Ship includes today's most popular doors for both exterior and interior applications and supports the requests that in stock inventory does not cover.
- Redi-Ship doors are offered in the exact designs, sizes, species, profiles and options as specified.
- Contact your Alliance Door Products representative for exact delivery date of your Redi-Ship doors.

## FULL LITE DECORATIVE EXTERIOR DOORS

Full Lite Decorative Doors are available through the Redi-Ship Program 1-3/4" thick, in both 3'0" x 6'8" and 3'0" x 8'0" in Douglas Fir with UltraBlock® technology and 5 year warranty. Sidelites available 1-3/4" thick, 1'2" x 6'8" and 8'0" in Douglas Fir.



**Pillar Point®**  
6903\*  
6190\* (left) and 6191\* (right) Sidelites  
Black Caming



**Pillar Point® 8'0"**  
6903\*  
6190\* (left) and 6191\* (right) Sidelites  
Black Caming



**Coastal Surf®**  
6901\* (left), 6902\* (right)  
Black Caming



**Coastal Surf® 8'0"**  
6901\* (left), 6902\* (right)  
Black Caming



**Embarcadero®**  
6468  
6469 Sidelite  
Silver Caming



**Embarcadero® 8'0"**  
6468  
6469 Sidelite  
Silver Caming



**Pamplona® 8'0"**  
6420\*  
6421\* Sidelite  
Black Caming



**Wattsworth®**  
6462  
6463 Sidelite  
Black Caming



**Wattsworth® 8'0"**  
6462  
6463 Sidelite  
Black Caming

\*As viewed from exterior of home.



# REDI-SHIP EXTERIOR DOORS

## CONTEMPORARY COLLECTION

Contemporary Doors in the Redi-Ship® program are 1-3/4" thick, 3'0" x 6'8" or 3'0" x 8'0" in Douglas Fir with Shaker sticking, UltraBlock® technology and 5 year warranty. Sidelites available 1-3/4" thick, 1'2" x 6'8", and 8'0" in Douglas Fir with Shaker sticking.



**7002 | 7701 Sidelite**  
Shaker sticking,  
shown with clear glass  
3'0" x 6'8"

**7002 | 7701 Sidelite**  
Shaker sticking,  
shown with clear glass  
3'0" x 8'0"

**7405**  
Shaker sticking,  
Shown with white laminate  
3'0" x 6'8"

**7409**  
Shaker sticking,  
shown with white laminate  
3'0" x 6'8"

**7421**  
Shaker sticking,  
shown with clear glass  
3'0" x 6'8"

- Glass Options:
- Clear
  - Clear with Low-E
  - Seedy baroque
  - Satin etch
  - White laminate

## DOORS WITH WATERBARRIER® TECHNOLOGY

WaterBarrier® technology is Simpson's version of a clad door. It is a proven solution for doors in tough exposures and allows the beauty of a stained wood interior and a protected, painted surface on the exterior. Doors with WaterBarrier technology come with a 5-year warranty with no overhang requirement. These doors are available for the Redi-Ship Program 1-3/4" thick in Douglas Fir and in the designs and sizes indicated. UltraBlock technology is always included when WaterBarrier is ordered.



**7001 WB**  
(Exterior Shown)  
Available: 2'6" x 6'8",  
2'8" x 6'8", 3'0" x 6'8"

**7001 WB 8'0"**  
(Interior Shown)  
Available: 2'6" x 8'0",  
2'8" x 8'0", 3'0" x 8'0"

**7002 WB**  
(Exterior Shown)  
Available: 2'6" x 6'8",  
2'8" x 6'8", 3'0" x 6'8"

**7002 WB 8'0"**  
(Interior Shown)  
Available: 2'6" x 8'0",  
2'8" x 8'0", 3'0" x 8'0"

**7501 WB**  
(Exterior Shown)  
Available: 2'8" x 6'8",  
3'0" x 6'8"

**7501 WB 8'0"**  
(Interior Shown)  
Available: 3'0" x 8'0"

- Glass Options:
- Clear
  - Clear with Low-E

## NANTUCKET® COLLECTION

Nantucket® Collection doors feature solid, laminated construction and a modified mortise-and-tenon construction technique. The result is a beautiful wood door that will last no matter where you put it. These doors are available for the Redi-Ship Program 1-3/4" thick and in the sizes and wood species indicated. Nantucket Collection doors in Sapele Mahogany and Douglas Fir feature a 10-year warranty, all with no overhang requirement.



**77002**  
In Douglas Fir  
3'0" x 6'8"

**77002**  
In Sapele Mahogany  
3'0" x 6'8"

**77002**  
In Douglas Fir  
3'0" x 8'0"

**77002**  
In Sapele Mahogany  
3'0" x 8'0"

**77994 RP**  
In Douglas Fir  
3'0" x 6'8"

**77994 RP**  
In Sapele Mahogany  
3'0" x 6'8"

**77662 RP**  
In Douglas Fir  
3'0" x 6'8"

**77662 RP**  
In Sapele Mahogany  
3'0" x 6'8"



# REDI-SHIP® INTERIOR DOORS AND BIFOLDS

## POPULAR INTERIOR DOORS

Simpson stocks today's most popular 1-38" interior door designs and wood species as part of their Redi-Ship® program, allowing Alliance Door Products to deliver the doors to you within 3 weeks.

### DOUGLAS FIR



<b>1501</b> Shaker Clear Tempered Quirk Bead	<b>1501</b> Shaker White Laminate	<b>1643</b> Shaker Clear Glass	<b>1643</b> Shaker White Laminate	<b>1645</b> Shaker Clear Glass	<b>1645</b> Shaker White Laminate
---	---	--------------------------------------	---	--------------------------------------	---

### HEMLOCK



**1501**  
Shaker, Clear Temp.  
Quirk Bead

### KNOTTY ALDER



<b>1501</b> Shaker Clear Tempered Quirk Bead	<b>720</b> Shaker	<b>730</b> Shaker	<b>465 RP 8'0"</b>	<b>701</b> Shaker Bifold
---	----------------------	----------------------	--------------------	-----------------------------

### EXTERIOR KNOTTY ALDER



<b>7282 RP 8'0"</b> 1-3/4" with 1-7/16" RP 5-1/2" Wide Stiles 2'0", 2'4", 2'6", 2'8" and 3'0"	<b>7465 RP 8'0"</b> 1-3/4" with 1-7/16" RP 5-1/2" Wide Stiles 2'0", 2'4", 2'6", 2'8" and 3'0"
---	---

### MAPLE



<b>44 RP</b>	<b>43 RP</b> Bifold	<b>66 RP</b>	<b>63 RP</b> Bifold	<b>760</b> Shaker	<b>700</b> Shaker Bifold	<b>782</b> Shaker	<b>702</b> Shaker Bifold	<b>1310</b>	<b>1315</b>
--------------	------------------------	--------------	------------------------	----------------------	-----------------------------	----------------------	-----------------------------	-------------	-------------

### OAK



<b>44 RP</b>	<b>43 RP</b> Bifold	<b>66 RP</b>	<b>63 RP</b> Bifold	<b>760 Shaker</b>	<b>700 Shaker</b> Bifold	<b>782 Shaker</b>	<b>702 Shaker</b> Bifold	<b>1310</b>	<b>1315</b>
--------------	------------------------	--------------	------------------------	-------------------	-----------------------------	-------------------	-----------------------------	-------------	-------------



## REDI-SHIP REDI-PRIME INTERIOR DOORS

Redi-Prime® interior French and panel doors give you classic stile and rail construction in a wide variety of standard designs. Primed and ready to paint, these doors will not shrink, split or warp.

Engineered stile and rail construction | State-of-the-art computer manufacturing process | Film protected glass on French doors

Compression glazed French doors | Factory double-primed, sanded and ready to paint | 9 mm (3/8") hardboard flat panel

## REDI-PRIME® DECORATIVE FRENCH DOORS



8402 Newport    8403 Waterton    8404 Venetia®    8405 Windsor    8406 Prairiefield®    8411 Satin Etch    8421 Terrace Ridge®    8422 Newport    8423 Waterton    8424 Venetia®



8425 Windsor    8426 Prairiefield®    8450 Beveled Brass    8452 Normandy®    8462 Newport    8463 Waterton    8464 Venetia®    8465 Windsor    8466 Prairiefield®    8490 Pantry



8492 Grain    8493 Laundry    8494 Wine    8495 Media    8496 Border    8498 Kerrisdale®

## REDI-PRIME® FRENCH DOORS



8001 Shaker Available with White Laminate, Quirk Bead    8733 Shaker Available with Clear Glass or White Laminate    8735 Shaker Available with Clear Glass or White Laminate    8015    8001 Open 8'0"    8018 8'0"

## REDI-PRIME® PANEL DOORS



8760 Shaker 8'0"    8762 Shaker



Your Simpson door has been handcrafted to last for years to come. And like any piece of fine furniture, it needs proper finishing and periodic maintenance to keep it performing at its best. For a long-lasting, beautiful Simpson door, please follow the instructions as outlined in the care & finishing section of the Simpson website at [simpsondoor.com/care-finishing/](http://simpsondoor.com/care-finishing/). Failure to follow Simpson's care & finishing recommendations will void the door's warranty.

### FITTING AND HANGING

1. When hanging the door, allow adequate clearance for swelling of door or frame in damp weather. Allow approximately 3/16" clearance for swelling when the door is installed in fully dry conditions. Jambs must be plumb.
2. Do not cut doors down in height by more than 2" (1-1/2" maximum from bottom or 1" on doors with UltraBlock® technology, 1/2" maximum from top). Care should be taken in cutting doors down in width to avoid exposing engineered components. Use a sharp fine-tooth saw for trimming ends of doors.
3. Caution must be used to avoid impairing the strength of the door when fitting for locks. Allow at least 1" of wood back of mortise.
4. Use three hinges on doors up to 7' in height and four hinges on doors over 7'. Hinges must be set in a straight line to prevent distortion.
5. Jambs and stops must be set square and plumb.
6. For best performance and to meet the standard Simpson warranty, any exterior door should be installed under an overhang or with sufficient protection. Adequate overhang depends on typical weather conditions of the area where the door is installed, but at the minimum means an overhang projecting a distance from the structure equal to one half the distance between the bottom of the door and the bottom of the overhang (see figure 1).
7. If an adequate overhang is not feasible, Simpson offers a selection of products warranted for this

application, including a five-year limited warranty on doors featuring WaterBarrier® technology and a ten-year limited warranty on Nantucket® Collection doors.

8. Do not use dark colored stains or paints.
9. Immediately after cutting and fitting (before hanging), seal all cut surfaces and ends of door with an effective quality sealer. See exterior and interior finishing recommendation for complete instructions.
10. Prior to exterior exposure, doors must be finished with complete finish system.
11. To minimize heat loss and save energy, use weather stripping.

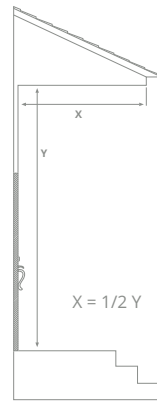


Figure 1

### MAINTENANCE

Your Simpson door's finish will require some simple, periodic maintenance to keep it looking great and provide proper protection against the elements. Regular finish maintenance is also a requirement of the warranty that's included with every Simpson door.

Here are some signs to watch for. They indicate that it's time for some simple, easy-to-perform maintenance:

- Hairline cracks in the top coat of finish.
- Changes in the color of the finish.
- Changes in the texture of the finish, such as flaking or scaling.
- Dullness or chalkiness in the finish.

If you live in a severe climate or your entry receives a lot of direct sunlight from a southern or western exposure, you'll want to examine your door's finish often. Depending on the conditions, you may also need to maintain the door finish more frequently.

It is important to note that wood has inherent dynamic qualities. Over time, small surface "imperfections" may appear, and the door may shrink or swell slightly as it "breathes" with climate changes. These characteristics are perfectly normal, reflecting the natural aging process of a wood door, and they should not be considered defects. To minimize these occurrences, protect your door with the right finish and an adequate overhang.

**For more information on the care and finishing of a Simpson door, please visit:**

**[simpsondoor.com/care-finishing](http://simpsondoor.com/care-finishing)**



# WARRANTY

When you engineer doors designed to last generations, you can feel confident in assuring their durability. That's why Simpson doors are backed by some of the strongest warranties in the business. Enjoy peace-of-mind from our industry-leading warranties that are strong, secure and long-lasting ... like our doors.

## SIMPSON® LIMITED WARRANTY

Simpson Door Company ("Simpson") warrants that each panel door bearing the Simpson brand and identification mark complies with Industry Standard NWWDA I.S.6. and all revisions in effect as of the date of manufacture, and Simpson further warrants, except as stated below, that each such door, at the time of the shipment from Simpson, is of good material and workmanship and free from defects that would render such door unserviceable or unfit for the ordinary, recommended use. The Simpson limited warranty applies to new doors other than those sold "as is". Warranty periods for specific doors and door components, and exclusions, follow:

## ONE YEAR EXTERIOR DOOR AND FIRE DOOR WARRANTY

For doors used in an exterior application, other than as specified herein, and for fire-rated interior doors, this warranty shall survive for one year after the date of shipment from Simpson. This warranty applies to doors properly sealed, finished and, in the case of exterior applications, hung in a location protected from exposure to direct sun or rain under normal conditions. See specific Fitting and Hanging instructions.

## TEN YEAR INTERIOR DOOR WARRANTY

For doors used in an interior application (defined as being exposed to controlled interior climactic conditions on both sides of the door), this warranty shall survive for ten years after the date of shipment from Simpson. This warranty applies to doors properly sealed, finished and hung. See specific Fitting and Hanging instructions. The ten year warranty on interior doors does not apply to fire-rated interior doors, doors with resin panels, or doors used in commercial, hospitality or multi-family applications, in which case, the one year warranty will apply. The ten year warranty applies only to the original end-user and is not transferable.

## TEN YEAR NANTUCKET® COLLECTION LIMITED WARRANTY

For Nantucket Collection doors—defined as using Nantucket construction methods—in Sapele Mahogany, Douglas Fir or Nootka Cypress wood species, this warranty shall survive for ten years after the date of shipment from Simpson. This warranty applies to doors properly sealed and finished per Simpson's Care and Finishing instructions. The ten year warranty on Nantucket Collection doors does not apply to doors used in commercial, hospitality or multi-family applications. Further, face-checking is considered a natural characteristic and shall not be considered a defect. The ten year warranty applies only to the original end-user and is not transferable.

## FIVE YEAR PERFORMANCE SERIES® WITH WATERBARRIER® TECHNOLOGY DOOR LIMITED WARRANTY

For all doors that include WaterBarrier technology over the exterior surface of the door, this warranty shall survive for five years after the date of shipment from Simpson. This warranty applies to doors properly sealed and finished per Simpson's Care and Finishing instructions. The five year warranty on doors with WaterBarrier technology does not apply to doors used in commercial, hospitality or multi-family applications. The five year warranty applies only to the original end-user and is not transferable.

## FIVE YEAR PERFORMANCE SERIES® WITH ULTRABLOCK® TECHNOLOGY DOOR LIMITED WARRANTY

For all doors that include UltraBlock technology in the bottom of the door stiles, this warranty shall survive for five years after the date of shipment from Simpson. This warranty applies to the stiles and bottom rails of doors properly sealed, finished and, in the case of exterior applications, hung in a location protected from exposure to direct sun or rain under normal conditions. See specific Fitting and Hanging instructions. Other door components are subject to Simpson's one year limited warranty.

## FIVE YEAR LIMITED INSULATED GLASS WARRANTY

Simpson Door Company warrants that standard clear insulated glass units will not, for a period of five (5) years after the date of shipment from Simpson, develop material obstruction of vision between the interior glass surfaces caused by failure of the hermetic seal. This warranty shall not apply to units with broken glass, glass units installed by others, or units that have retrofit films applied.

Simpson's liability under this warranty shall be limited to shipping a replacement glass unit.


## LIMITED LIFETIME INNERBOND® WARRANTY

Simpson further provides a limited lifetime warranty on Innerbond panels against splitting through the entire panel due to rain, sun, weather, and other such factors exclusive of major calamity.

In the event an Innerbond panel splits through, Simpson will ship a replacement door. If Simpson has discontinued manufacturing the door type/style with the Innerbond panel warranty claim, Simpson will issue a replacement door equal to or less than the original price of the original door purchase.

**For more information on these warranties or for details on limitations, exclusions or how to make a claim, please visit:**

**[simpsondoor.com/warranties](http://simpsondoor.com/warranties)**



If you didn't find what you are looking for in this brochure, let your Alliance Door Products Representative help you create a one-of-a-kind door to fit your needs. From wood specie selection to design, we will guide you through the process of creating a custom door.





OPENING OPPORTUNITIES™



**Simpson®**  
Door Company

**Alliance Door Products, LLC. of Seattle**

20112 72<sup>nd</sup> Ave South  
Kent, WA USA 98032  
info.seattle@alliancedoorproducts.com  
253.867.5080

**Alliance Door Products, LLC. of Spokane**

3808 N. Sullivan Rd. Bldg. 26  
Spokane, WA USA 99216-1670  
info.spokane@alliancedoorproducts.com  
509.892.9990

**Alliance Door Products, LLC. of Portland**

26099 SW 95<sup>th</sup> Ave, Suite 600  
Wilsonville, OR USA 97070  
info.portland@alliancedoorproducts.com  
503.924.5664

**Alliance Door Products Canada Inc. of Abbotsford**

Unit #1, 2076 Townline Rd.  
Abbotsford, BC V2T 6E5  
info.abbotsford@alliancedoorproducts.com  
604.850.8862

©2016 Alliance Door Products. Catalog and door designs covered by copyright.  
All proprietary names are trademarks of Simpson. Alliance Door Products and  
Simpson reserve the right to change product specifications without notice.



**LD Lynden Door™**